

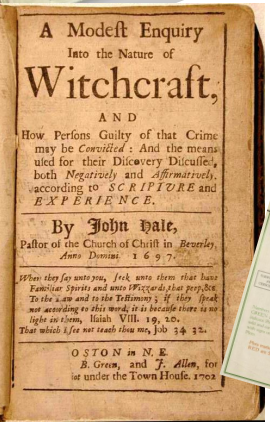




# Orientation to Extended Essay Research



# Secondary Sources



# Primary Sources

Peer Reviewed media is evaluated and fact-checked by experts in the field.  
Popular media is fact-checked by non-experts, and is not evaluated/analyzed.



# “Quoting”

Human activity can greatly influence the behavior and distribution of bottlenose **dolphins** (*Tursiops truncatus*). This project focused on the distribution and behavior of bottlenose **dolphins** in the Drowned Cayes, Belize. Prior to the 2000s, the area was relatively undeveloped and undisturbed and had minimal human activity.

Since 2000, fish camps, small resorts, and cruise ship tourism have flourished in the area. This has caused an increase of over 800,000 visitors from 1998 to 2006. Boat-based survey data were collected from 2005 to 2015 and compared to results from surveys conducted in 1999-2000.

Total **dolphin** observation time as a percentage of total survey time was 17.2% in the 1999-2000 dataset and 10.8% in the 2005-2015 datasets.

“Since 2000, fish camps, small resorts, and cruise ship tourism have flourished in the area. This has caused an increase of over 800,000 visitors from 1998 to 2006. Boat-based survey data were collected from 2005 to 2015 and compared to results from surveys conducted in 1999-2000” (Garcia, et. all, 2017).

**Use quotation marks (“ ”) when neither the idea nor the words are your own. End quotation marks at the end of the quote, then include the citation, then the period at the end of the citation. This helps the reader know which citation belongs to which quote.**

# Paraphrasing

When compared to other Asian cities (Kuala Lumpur (60), Sing et al. 2016; Seoul (31), Lee et al. 2015; Singapore (56), Koh and Sodhi 2004; neighboring Guangzhou (43), Li et al. 2009; Hong Kong (58), Tam and Bonebrake 2015) the total butterfly species Fig. 6. Mean butterfly species richness observed at four microhabitats across the 10 Shenzhen urban parks (no statistically significant difference between microhabitats at  $p = 0.285$ ). 758 Genome Vol. 59, 2016 Published by NRC Research Press richness (74) recorded in Shenzhen parks does suggest the “ecological garden city” outlook may have been successful in maintaining butterfly diversity. In particular, the number of rare species was higher in Shenzhen urban parks (14) compared to Hong Kong parks (6; Tam and Bonebrake 2015), suggesting urban parks in Shenzhen may, at least presently, have conservation value for rare butterfly species.

In a recent study of biodiversity of butterflies in Shenzhen, scientists found that the type of butterfly grew in proportion to the size of the garden provided (Sing, et. all, 2016).

**Paraphrase when the words are your own, but the idea is not. Do not use quotation marks.**

Sing, K., Dong, H., Wang, W., Wilson, J., & Dincă, V. (2016). Can butterflies cope with city life? Butterfly diversity in a young megacity in southern China1. *Genome*, 59(9), 751. doi:10.1139/gen-2015-0192

# Using data

## Per capita cheese consumption

correlates with

## Number of people who died by becoming tangled in their bedsheets

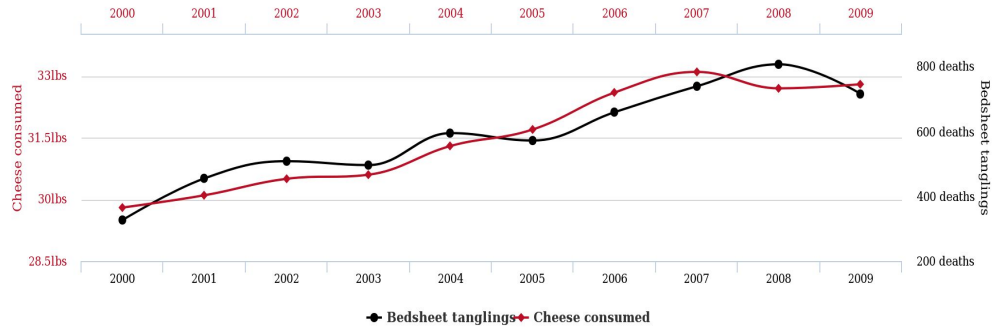


Fig. 1

As many people know, correlation of two data points does not necessarily mean that one influences the other. An example of this is the slope shown in Figure 1, where, at face value, it seems that the more cheese is eaten per capita, the more people die from getting tangled in their sheets (Vigen, n.d.), but common sense tells us that this is a ridiculous assumption.

**Even if the idea AND the words are your own, if the data came from another source, you need to clearly cite which part is not your own.**

Vigen, Tyler. 15 Insane Things That Correlate With Each Other. (n.d.). Retrieved January 24, 2018, from <http://www.tylervigen.com/spurious-correlations>



Finding research

# 1. Set up your Citation Management software

- Make your own Zotero account
- Use Zotero browser plugin

Here's a 5 min. [video](#) to review if you're having trouble.



# Library resources

## -Ebsco

More Humanities, Languages, History

3 min. Video tutorial on [using Ebsco](#)

## -Proquest

More Psychology, Business, Economics

3 min. Video tutorial on [using ProQuest](#)

About equal on sciences, so look in both

# Outside resources

## -Google Scholar

- Set up KAS Library in Google Scholar for the easiest/quickest results.
- Google Scholar gives a very wide breadth of results, but you must either use very precise keywords and/or go back to Ebsco or Proquest to get more precise results.
- 1 min video on [using Google Scholar](#)

## -Science Research Source

**Easily search thousands of scientific resources in this deep web search that are buried in Google Scholar!**

# Outside resources specific to your essay

[Make an appointment with the librarian](#) to learn more about these resources

[American Census](#) : Population, agriculture and economic data for the U.S.

[American Memory Project](#): Digital Archive of photos, films and articles. Good for history and primary source research

[Digital Public Library of America](#): Digital Archive of photos, films and articles. Good for history and primary source research

[Google Newspaper Archive](#): Read articles from the 1800's to the 1980s from all over the world.

[Old Maps Online](#): Digital Archive of maps. Good for history and primary source research

[Taiwan's Public Statistics & Data](#): Economic, agricultural and economic statistics of Taiwan; good for Extended essays.

[Taiwan's Environmental Data](#): Pollution & water data

[Visual Arts Database Service](#): Resource of free fine art & advertising images